

# Monthly Crime Report

## August 2025



Coeur d'Alene Police Department

**Submitted by: Crime Analysis**

**3818 Schreiber Way, Coeur d'Alene, ID 83815**

**September 10, 2025**

# August Crime Report 2025

**PURPOSE:** The purpose of this report is to provide an analysis of Coeur d'Alene crime for the month of August for calendar month and year to date.

- **Compstat Report for calendar month and year to date**
- **Arrest statistics for calendar month**
- **Calls for Service / Officer Activity for calendar month**
- **Compstat Monthly Map for calendar month**
- **Month-to-Month Comparison Field Interviews**

**DATA SOURCE:** The information used for this analysis was Summit / Spillman data compiled using CrimeView Mapping / Analysis and Crystal Report / Excel Statistical Charts.

**ADDITIONAL INFORMATION:** <https://communitycrimemap.com/map>

**This website is updated daily with calls/crimes occurring in Coeur d'Alene. The website also allows you to sign up for alerts for crimes occurring in your area, provide tips, and has an interactive map to assist in exploring geographically.**

**The statistics provided in this report are preliminary counts of the original police incident reports and may vary from the final UCR (Uniform Crime Reporting) statistics published by the FBI.**



# CompStat: Part 1 Crimes

Part 1 Crimes - Monthly Analysis						
Offense	Normal Range for August	August 2025	July 2025	Percent Change	Amount Change	Normal Range for September
Aggravated Assault	4-10	4	8	-50%	-4	6-8
Homicide	0-0	0	0	N/C	0	0-0
Rape	2-7	4	3	33%	1	2-5
Robbery - Commercial	0-1	0	0	N/C	0	0-0
Robbery - Person	0-1	0	0	N/C	0	0-2
Person Crime Totals		8	11	-27%	-3	
Arson	0-2	1	1	0%	0	0-1
Auto Burglary	5-17	6	1	500%	5	3-27
Burglary - Non Residential	1-5	0	1	-100%	-1	0-2
Burglary - Residential	1-8	4	3	33%	1	2-8
Theft	30-37	26	16	63%	10	29-38
Vehicle Theft	2-5	2	2	0%	0	0-4
Property Crime Total		39	24	63%	15	
Grand Total		47	35	34%	12	
These statistics are preliminary counts of the original police incident reports and may vary from the final UCR (Uniform Crime Reporting) statistics published by the FBI.						

**Aggravated Assaults (4):** Suspects in all incidents have been identified. Case closures: 4 – Arrests

**Rape (4):** Three active investigations, suspects known. One case closed, prosecution declined.

**Arson (1):** Residence damaged, active investigation.

**Auto Burglary (6):** See maps for details/locations.

**Burglary – Residential (4):** All suspects have been identified and are known to the victims. Case closures: 2 – Active, 1 – Inactive, 1 – Victim Refusal.

**Theft (26):** 9 of the 26 incidents were shoplifting. The remaining cases involved thefts from buildings that were open to the public or where the suspects had legal access. Case Closures: 5 – Arrests/Citations / 21 – Reports taken.

**Vehicle Theft (2):** 317 W. Dalton Ave., George Gee – 2024 Cadillac Escalade. N. Sunrise Terrace - 2007 Yamaha YZF-R6 motorcycle.



# CompStat: Part 1 & 2 Crimes YTD

## Coeur d'Alene Police: Part 1 Crimes

OFFENSE	Jan - Aug 2025	Jan - Aug 2024	% Chg
Aggravated Assault	45	45	0%
Arson	2	3	-33%
Auto Burglary	35	82	-57%
Burglary - Non Resid	8	12	-33%
Burglary - Resid	18	31	-42%
Rape	22	25	-12%
Homicide	0	0	N/C
Robbery - Commercial	0	1	-100%
Robbery - Person	3	4	-25%
Theft	160	245	-35%
Vehicle Theft	13	17	-24%
<b>Part 1 Crimes Total</b>	<b>306</b>	<b>465</b>	<b>-34.19%</b>

### Part 1 Crimes YTD Comparison

2023 to 2025 – 36.25% Reduction	2018 to 2025 – 64.00% Reduction
2022 to 2025 – 41.38% Reduction	2017 to 2025 – 67.52% Reduction
2021 to 2025 – 42.80% Reduction	2016 to 2025 – 73.48% Reduction
2020 to 2025 – 51.43% Reduction	2015 to 2025 – 73.98% Reduction
2019 to 2025 – 46.88% Reduction	2014 to 2025 – 77.76% Reduction

## Coeur d'Alene Police: Calls for Service

Patrol	Jan - Aug 2025	Jan - Aug 2024	% Chg
Officer Initiated	13,907	10,816	28.58%
Citizen Initiated	25,410	23,658	7.41%
<b>Total</b>	<b>39,317</b>	<b>34,474</b>	<b>14.05%</b>

Officer Initiated Activity: Traffic stops, directed patrols, business checks, ped/bike checks & suspicious

Code Enforcement	Jan - Aug 2025	Jan - Aug 2024	% Chg
Self Initiated	1,030	1,055	-2.37%
Citizen Initiated	370	421	-12.11%
<b>Total</b>	<b>1,400</b>	<b>1,476</b>	<b>-5.15%</b>

## Coeur d'Alene Police: Part 2 Crimes

OFFENSE	Jan - Aug 2025	Jan - Aug 2024	% Chg
Alcohol Offense	207	246	-16%
Assault	372	322	16%
Child Abuse	45	55	-18%
Communications Off.	3	8	-63%
Conspiracy	3	7	-57%
CPOR/NCOV Violations	76	67	13%
Custodial Interference	19	22	-14%
Disturbing the Peace	67	71	-6%
Drugs	571	677	-16%
DUI	175	157	11%
Embezzlement	3	5	-40%
False Info to LE	23	14	64%
Fraud/Forgery	41	84	-51%
Harassment	41	41	0%
Intimidation	43	43	0%
Juvenile Problem	76	74	3%
Kidnapping	7	7	0%
Mail Tampering	0	4	-100%
Neglect (Elderly)	2	1	100%
Obstructing	84	81	4%
Pornography	22	17	29%
Recovered Stolen Prop.	8	10	-20%
Sex Offender Violation	17	45	-62%
Sex Offense	55	49	12%
Trespassing	39	52	-25%
Vandalism	131	183	-28%
Weapon Offense	28	35	-20%
Other	26	30	-13%
<b>Part 2 Crimes Total</b>	<b>2184</b>	<b>2407</b>	<b>-9.26%</b>

## Coeur d'Alene Police: Warrant Arrests

	Jan - Aug 2025	Jan - Aug 2024	% Chg
<b>Warrant Arrests</b>	<b>319</b>	<b>343</b>	<b>-7.00%</b>



# Calls for Service / Officer Activity

## August 2025

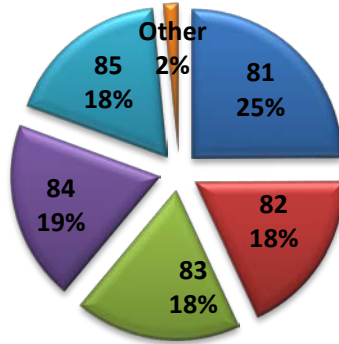
### Calls for Service by District

(Officer Initiated Activity Not Included)

District	Count
81	887
82	647
83	640
84	694
85	636
Other	55
Total	3559

(Calls for Service in August 2024 – 3,434)

### Calls for service by District



### Officer Initiated Activity

#### Suspicious & Ped/Bike Checks by District

District	Count
81	70
82	96
83	48
84	32
85	88
Other	4
Total	338

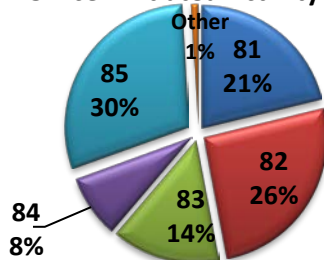
#### Directed Patrol by District

District	Count
81	32
82	64
83	14
84	46
85	10
Other	1
Total	167

#### Traffic Stops by District

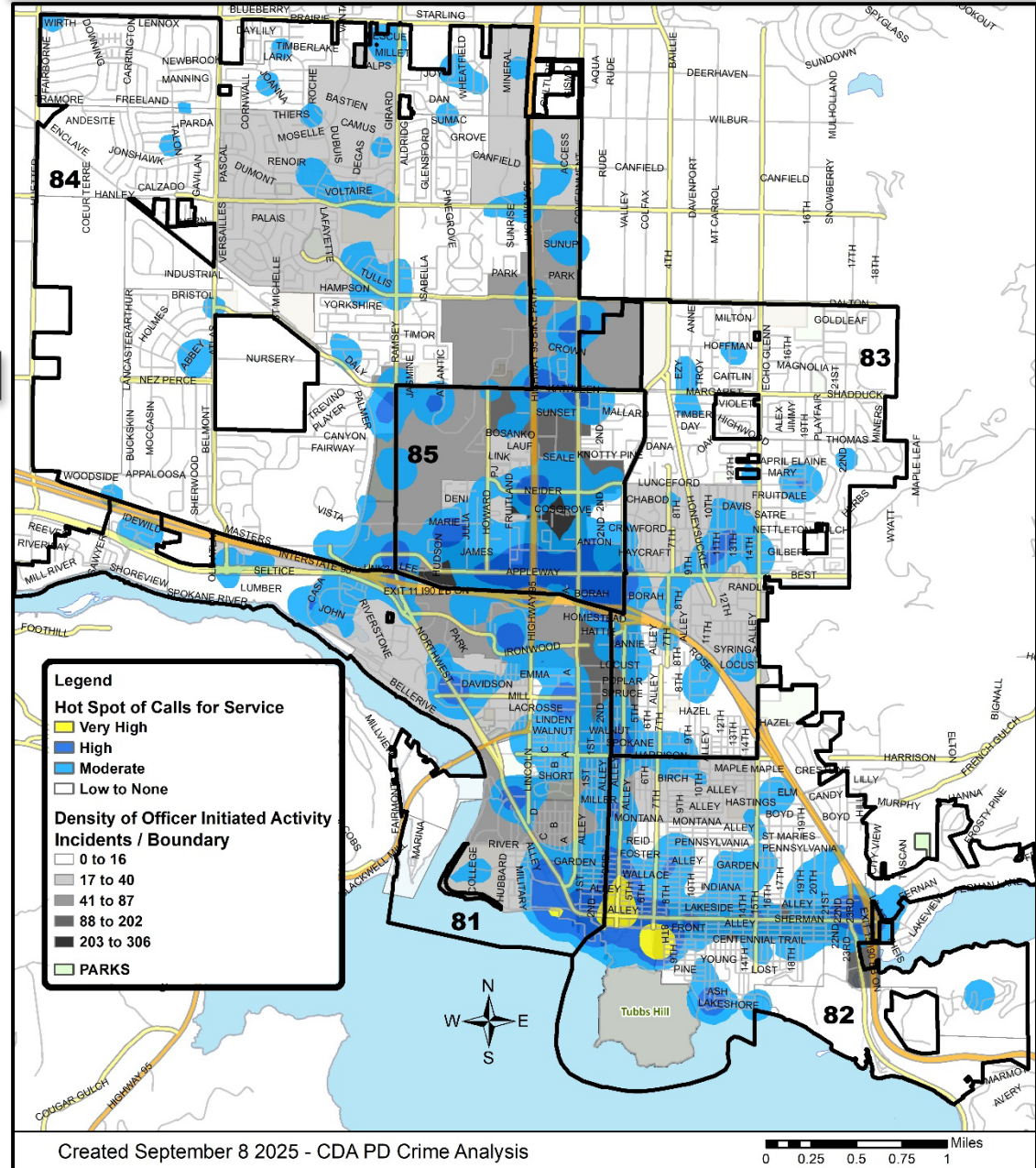
District	Count
81	287
82	314
83	200
84	73
85	446
Other	11
Total	1331

### Officer Initiated Activity by



\*Not included in chart:  
Business Checks – 1  
Community Engagement - 34  
Code Violations - 83

### Calls for Service Hot Spots & Officer Initiated Activity by Neighborhood



# Coeur d'Alene Police Part One Crimes: August 1 - 31, 2025



## Auto Burglaries

8/2-8/4

W. Timberlake Lp: Tools taken from the bed of a truck, toolbox pried open.

8/3-8/4

N. Julia Street: Tools taken from an unsecured vehicle.

8/4-8/5

E. Sherman Ave.: Key taken, window shattered.

8/5

W. Emma Ave.: Cell phone taken/returned. Unknown entry.

8/11-8/15

N. Julia St.: Firearm taken.

8/23

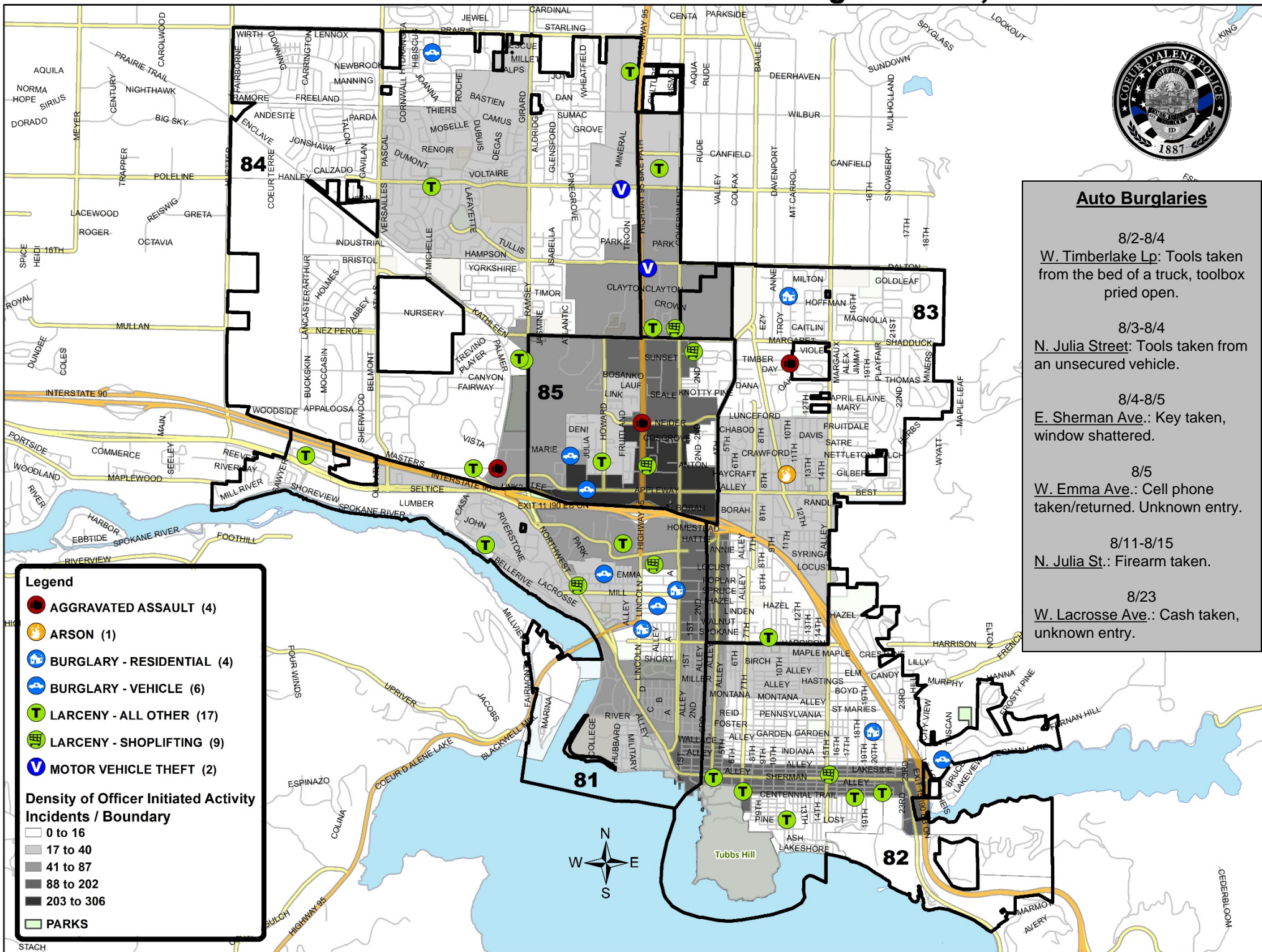
W. Lacrosse Ave.: Cash taken, unknown entry.

### Legend

- AGGRAVATED ASSAULT (4)
- ARSON (1)
- BURGLARY - RESIDENTIAL (4)
- BURGLARY - VEHICLE (6)
- LARCENY - ALL OTHER (17)
- LARCENY - SHOPLIFTING (9)
- MOTOR VEHICLE THEFT (2)

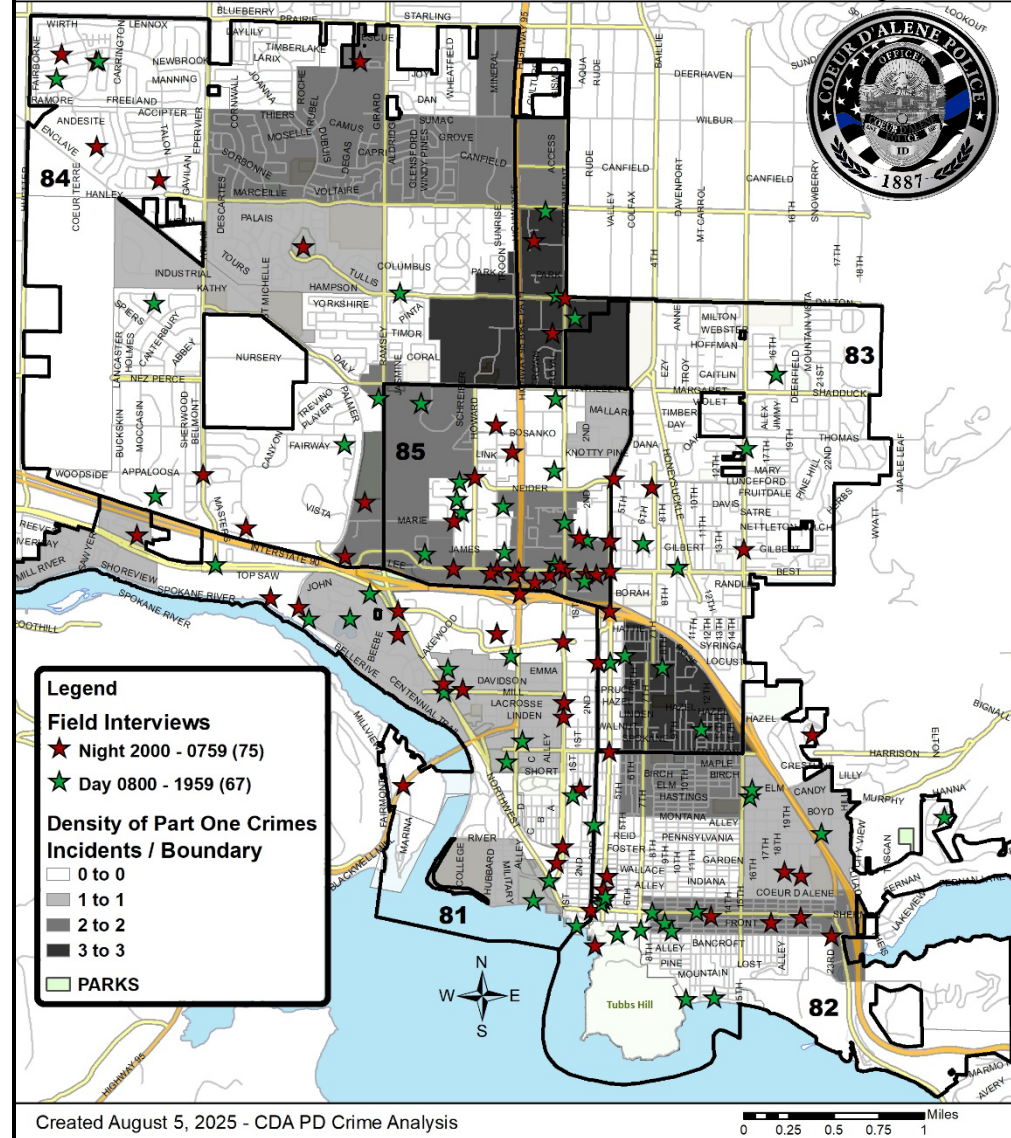
### Density of Officer Initiated Activity Incidents / Boundary

- 0 to 16
- 17 to 40
- 41 to 87
- 88 to 202
- 203 to 306
- PARKS



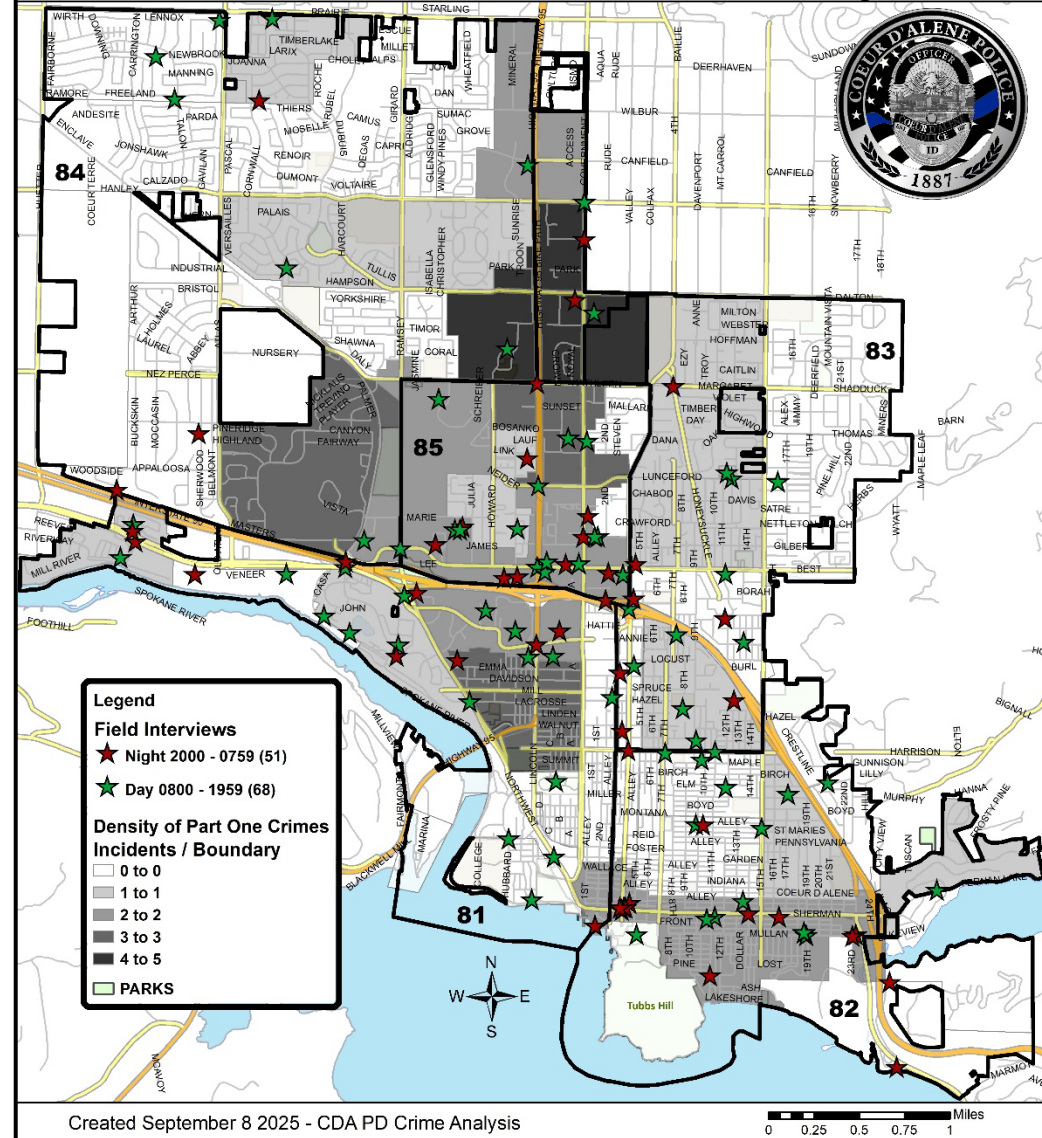
# CDA PD Monthly Comparison of Field Interviews with Density of Part One Crimes

**CDA PD Field Interviews & Part One Crimes: July 2025**



**142 Field Interviews**

**CDA PD Field Interviews & Part One Crimes: August 2025**



**119 Field Interviews**

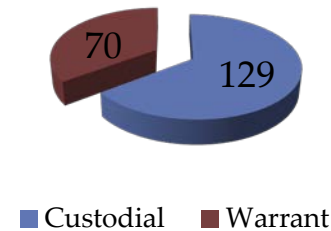


# Arrest Statistics for August 2025

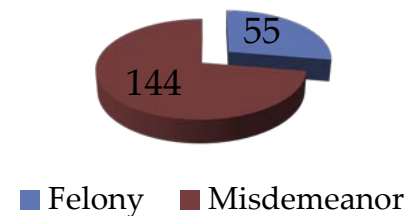
During the month of August there were 113 offenders booked by the Coeur d'Alene Police Department with a total of 199 charges.  
July statistics: 128 offenders and 246 charges.

New Arrests	129
Drug Possession, Under Influence or Frequenting (Misd.)	26
DUI (Misd.)	23
Drug Possession, Manufacture or Delivery (Felony)	14
Arrests & Seizures-Resisting or Obstructing Officers	8
Battery on a Health Care Worker	6
Disorderly Conduct	6
Sex Offender Registration Violation	5
Domestic Assault / Battery	4
Petit Theft	4
Drug Trafficking	3
Open Container - Alcohol	3
Assault / Battery	3
Resisting / Obstructing	3
Burglary	3
Aggravated Assault / Battery	2
Driving Without Privileges	2
Liquor - Fail to Present Identification	2
Weapon-Carry Concealed While Under the Influence	2
Rape	1
Attempted Strangulation	1
Commercial Burglary - 1st Offense	1
Correctional Facilities-Contraband Unlawfully Possessed, Introduced or Removed	1
Criminal Trespass	1
No Contact Order Violation	1
Possession of a Controlled Substance with the Intent to Deliver	1
Property-Malicious Injury to Property	1
Sexual Exploit/Child	1
Video Voyeurism	1

CDA PD Arrests  
Custodial vs. Warrant



CDA PD Arrests  
Felony vs. Misdemeanor



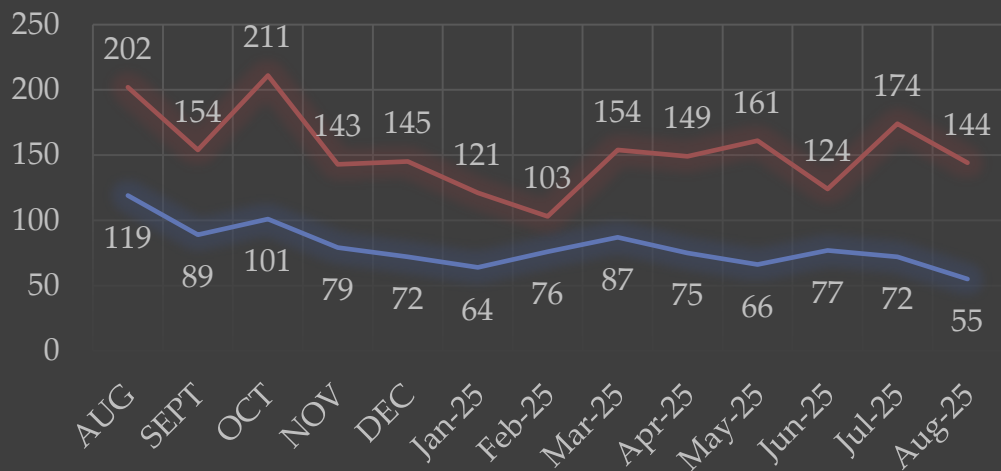
Warrant Arrests	70
Drug Possession, Under Influence or Frequenting (Misd.)	19
Warrant of Detention	11
Probation / Parole Violation	8
Drug Possession, Manufacture or Delivery (Felony)	5
DUI (Misd.)	5
Disturbing the Peace	3
Open Container - Alcohol	2
Fail to Maintain Provide Proof of Insurance	2
Petit Theft	1
Accident Fail to Notify / Leaving the Scene	1
Stalking	1
Driving Without Privileges	1
Resisting / Obstructing	1
Accident - Leaving the Scene	1
Aggravated Driving While Reckless	1
Disorderly Conduct	1
Driving - Inattentive or Careless	1
Fail to Maintain - Insurance	1
Patronize Prostitute	1
Pedestrian-Under the Influence of Alcohol or Drugs	1
Property-Malicious Injury to Property	1
Reckless Driving	1
US Marshal Hold	1



# Arrest Statistics – Previous 12 Months

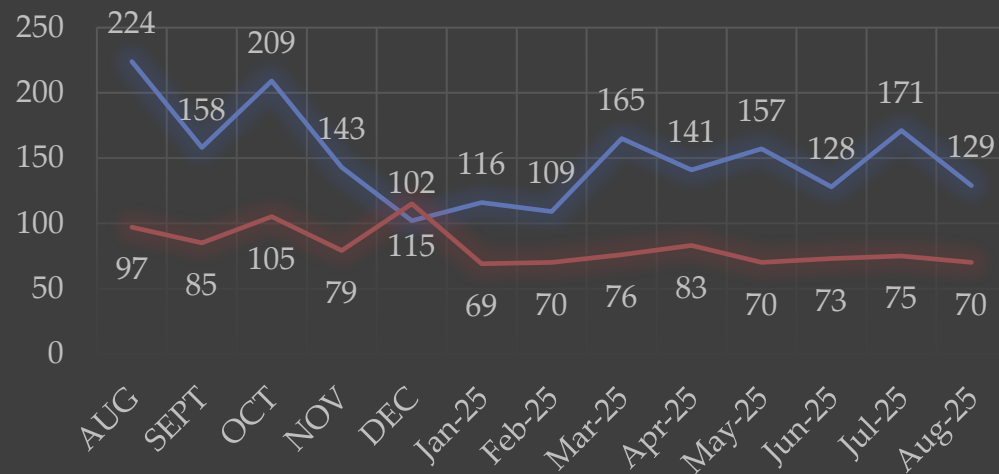
## Felony vs. Misdemeanor Charges

— Felony — Misd.



## Custodial vs. Warrant

— Custodial — Warrant



## Total Charges / Offenders Arrested

— Charges — Offenders

